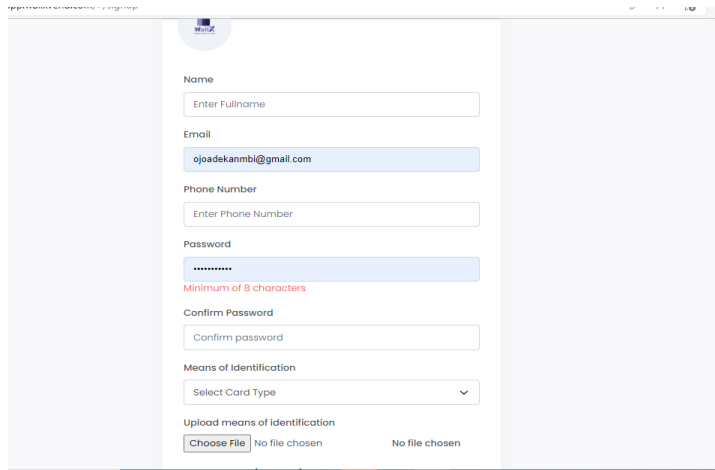


How Do You Sign-up on Wallx Vend?



The screenshot shows a sign-up form with the following fields and options:

- Name: Enter Fullname
- Email: ojoadekanmbi@gmail.com
- Phone Number: Enter Phone Number
- Password: Minimum of 8 characters
- Confirm Password: Confirm password
- Means of Identification: Select Card Type (dropdown menu)
- Upload means of Identification: Choose File, No file chosen, No file chosen

To sign up on WallX Vend you need to create a profile by uploading your BVN or NIN.

Step 1: Enter all details requested on the form.

Step 2: On successful sign-up, you will get a message saying, " You will be notified as soon as you have been approved ". Approval takes max 48hrs. Please call us on **016304704** if your account has not been activated.

Step 3: When activated you will get an email welcoming you to WallX Vend and then you proceed to Login with your email and password.

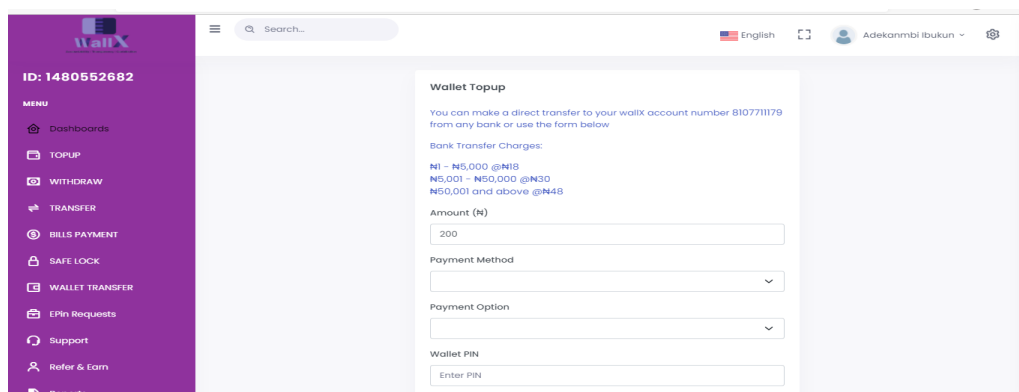
How Do You Login Into Wallx Vend?

To login:

Step 1. Enter the email account used in signing up

Step 2. Enter your password and press continue

How to Top-up Your Wallet?



The screenshot shows the 'Wallet Topup' page with the following details:

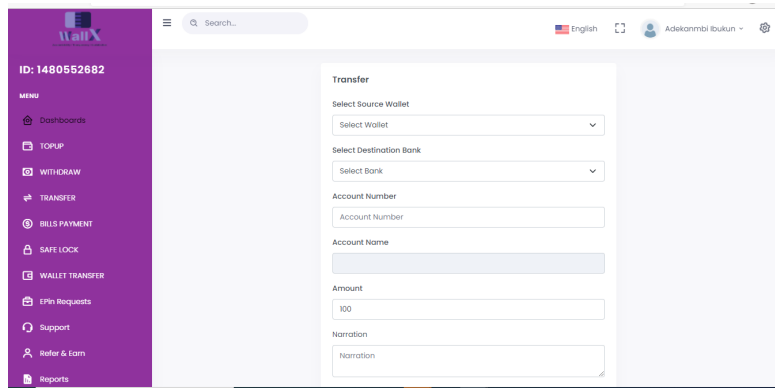
- Account ID: 148052682
- Account Number: 8107711179
- Bank Transfer Charges:
 - N1 - N5,000 @N18
 - N5,001 - N50,000 @N30
 - N50,001 and above @N48
- Amount (n): 200
- Payment Method: (dropdown menu)
- Payment Option: (dropdown menu)
- Wallet PIN: Enter PIN

Make a direct transfer from any bank account to your WallX account.

step 1. Enter the amount and payment method (debit/credit card or bank transfer)

Step 2. Enter payment option (monify or flutterwave) and then PIN.

How To Transfer On Wallx Vend?



You can withdraw money from your wallet to any bank.

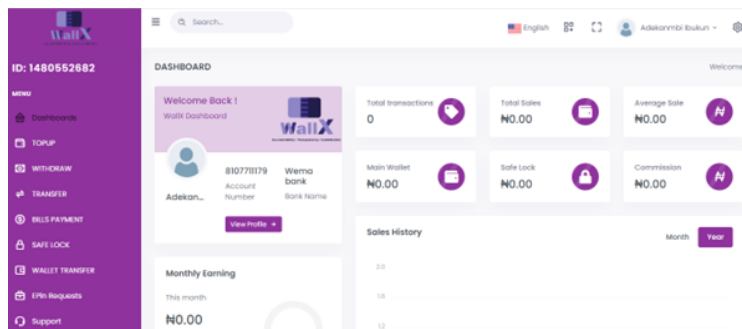
Step 1. Enter the account number, account name, bank name, and amount.

Step 2. Input your Wallet PIN and submit.

Do You Get An Automated Profile When You Use WallX?

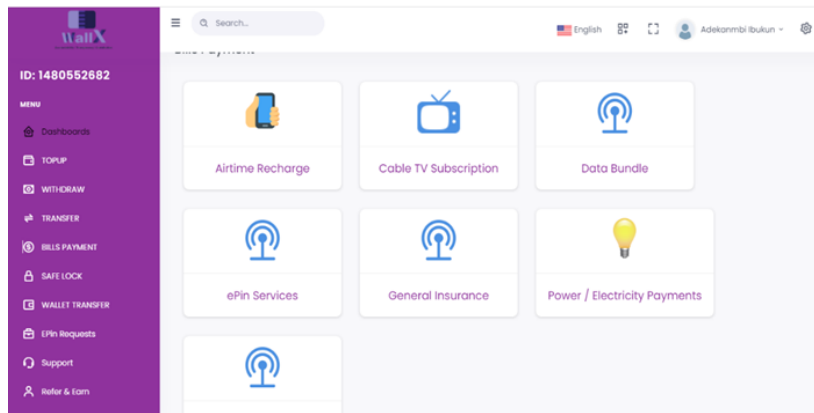
Yes, you do. Once you create a profile on Wallx, a virtual account is automatically created for you with your original name as the account holder.

What You Can Do On Your Wallx Dashboard?



On your dashboard, you can view your profile, monthly earnings, total transactions made, total sales made with the platform as an agent, total inflow and outflow, and the history of your sales monthly and yearly.

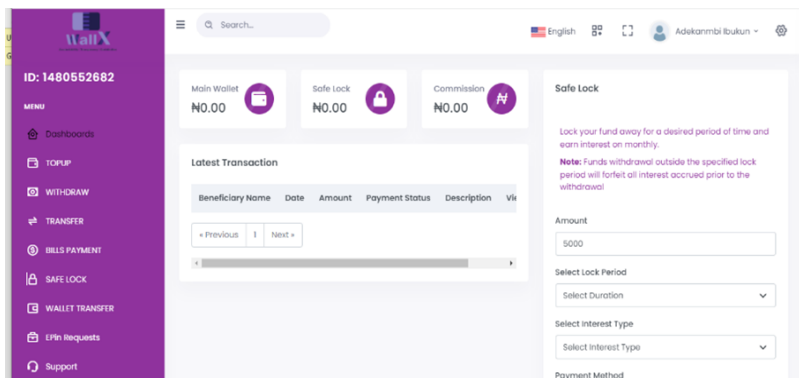
How To Use The Bill Payments Feature On Wallx Vend?



There are so many things you can do with the bill payment feature.

- Buy airtime/data for all networks
- E-pin services
- Vehicle papers
- Pay for electricity bills
- General insurance
- Cable Tv subscriptions

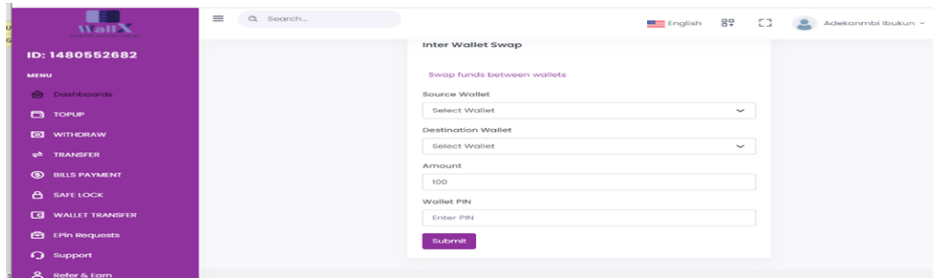
Why Should You Use The Wallx Vend Safe-Lock Feature?



When you safe-lock funds for a specific period on your WallX, you get up to 105NGN monthly depending on the duration money is saved.

Note: Funds withdrawal outside the specified log period will forfeit all interest accrued before the withdrawal.

How To Make A Wallet-To-Wallet Transfer On Wallx?



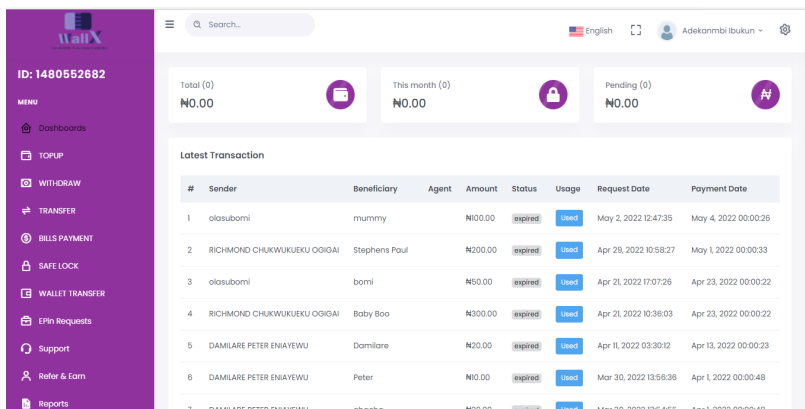
To send to other Wallx accounts easily.

Step 1. Select where money will be transferred from (Default/Commission/Safe-lock)

Step 2. Move to Destination Wallet either from Default or Safe-lock

Step 3. Input amount, Wallet PIN and submit.

What Is The E-Pin Withdrawal All About?



#	Sender	Beneficiary	Agent	Amount	Status	Usage	Request Date	Payment Date
1	olasubomi	mummy		₦100.00	expired	Used	May 2, 2022 12:47:35	May 4, 2022 00:00:26
2	RICHMOND CHUKWUKIEKU OIGIGAI	Stephens Paul		₦200.00	expired	Used	Apr 29, 2022 10:58:27	May 1, 2022 00:00:33
3	olasubomi	bomi		₦50.00	expired	Used	Apr 21, 2022 17:07:26	Apr 23, 2022 00:00:22
4	RICHMOND CHUKWUKIEKU OIGIGAI	Baby Boo		₦300.00	expired	Used	Apr 21, 2022 10:38:03	Apr 23, 2022 00:00:22
5	DAMLARE PETER ENIAYEWU	Damlare		₦20.00	expired	Used	Apr 11, 2022 03:30:12	Apr 13, 2022 00:00:23
6	DAMLARE PETER ENIAYEWU	Peter		₦10.00	expired	Used	Mar 30, 2022 13:58:36	Apr 1, 2022 00:00:48
7	DAMI ARI PETER ENIAYEWU	nhacha		₦70.00	expired	Used	Mar 30, 2022 13:54:55	Apr 1, 2022 00:00:48

The e-pin is a feature that allows you to withdraw with ease from any WallX vendor close to you. This means a PIN will be generated from the money sender which would be given to the vendor. With this, the vendor would collect a PIN in exchange for money given to the beneficiary.

How To Contact The Support Team?

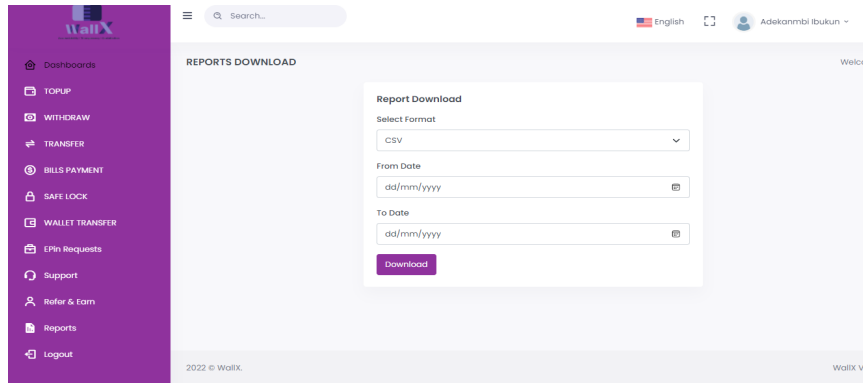
To contact support, **SELECT** query issues from the withdrawal, wallet top up, sales, etcetera. **TYPE** in the complaint and **SUBMIT**.

Note: You will get a response within 24hrs

How To Refer & Earn On Wallx?

Once you sign up on WallX, you can share the referral code you were given to earn a commission on any referrals.

How To Download Or View Your Report On Wallx Vend?



You can download your report by clicking on the **Set Date**. Once this is done, click on **All Transactions Made** to your **Current Date**.

After this, you can also view all transactions made from the older date to the current date if you like.

How To Log-Out From Your Wallx Account?

To log out:

Step 1. Visit the **MENU** button

Step 2. Scroll down to the bottom where the logout icon is and exit the application.